

2Q 2016 | STATE MIDDLE MARKET INDICATOR

OHIO GROWTH



Revenue Growth vs. National

6.1%

OHIO MIDDLE
MARKET GROWTH
OVER THE PAST 12
MONTHS

7.2%

Past 12 Months
National

7.1%

OHIO MIDDLE
MARKET GROWTH
OVER THE NEXT 12
MONTHS

4.8%

Next 12 Months
National

Employment Growth

2.6%

OHIO MIDDLE
MARKET GROWTH
OVER THE PAST 12
MONTHS

4.4%

Past 12 Months
National

2.5%

OHIO MIDDLE
MARKET GROWTH
OVER THE NEXT 12
MONTHS

3.3%

Next 12 Months
National

Ohio companies more confident in global and national economies



GLOBAL ECONOMY

60%



NATIONAL ECONOMY

88%



LOCAL ECONOMY

72%

VS. NATIONAL MIDDLE MARKET

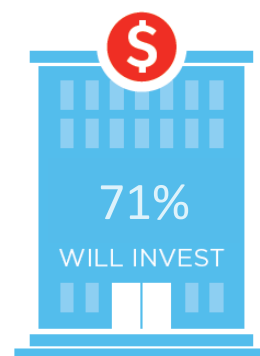
50%

69%

79%

Preparing for growth through capital investment

Middle market companies in Ohio are sending a strong message that they are poised to invest.



IN COLLABORATION WITH

MEET OHIO'S MIGHTY MIDDLE MARKET

Ohio's Middle Market Defined

ANNUAL REVENUE

\$10MM—\$1B



NEARLY

5,400

BUSINESSES



MORE THAN

\$225B

IN ANNUAL REVENUE



REPRESENTS

0.9%

OF ALL OHIO
COMPANIES



EMPLOYS

28%

OF THE OHIO
WORKFORCE



GENERATES

19%

OF ALL OHIO
BUSINESS REVENUE



Diverse



CONSTRUCTION

6.8%



HEALTHCARE

10.1%



RETAIL TRADE

10.6%



WHOLESALE TRADE

12.0%



FINANCE & INSURANCE

4.5%



PROFESSIONAL SERVICES

6.1%



MANUFACTURING

23.0%



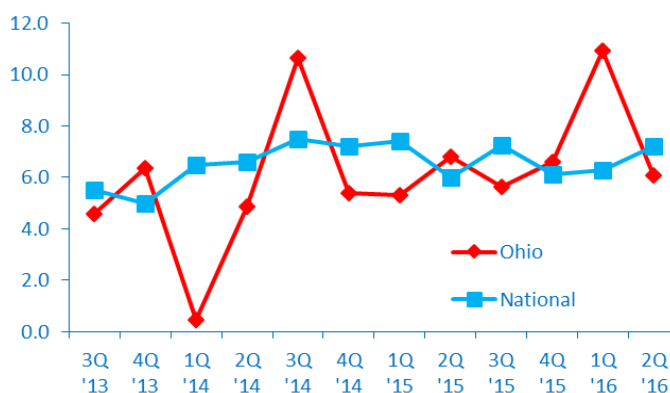
TRANSPORTATION &
WAREHOUSING

2.7%

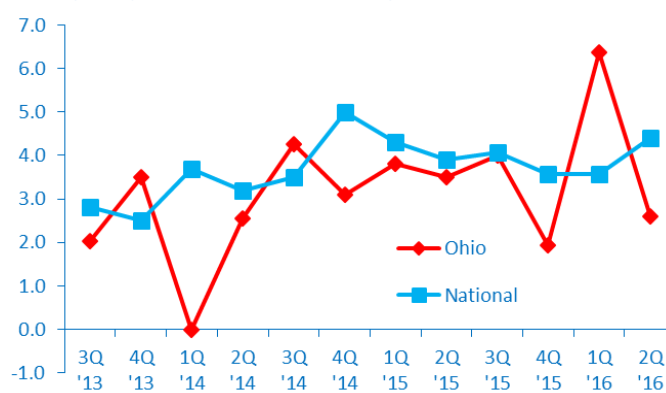
2Q 2016 | STATE MIDDLE MARKET INDICATOR

OHIO GROWTH VS. NATIONAL

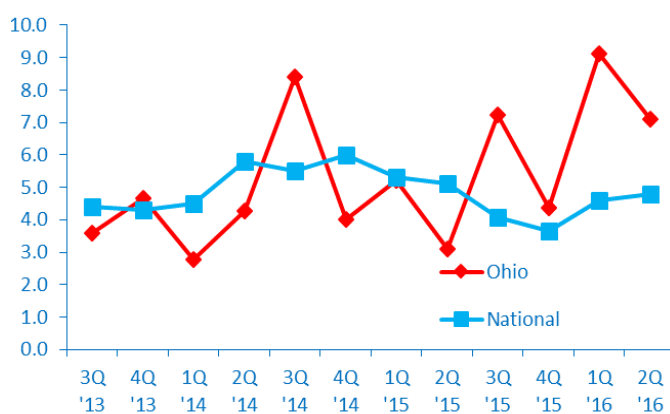
Revenue Growth past 12 months



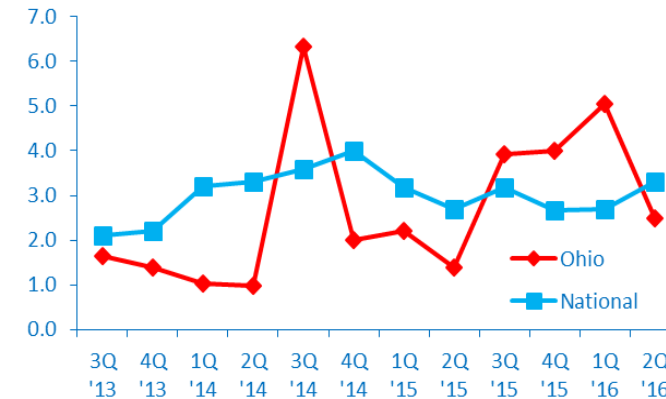
Employment Growth past 12 months



Revenue Growth next 12 months



Employment Growth next 12 months



IN COLLABORATION WITH